




District Health Assessment for Multiple District 301 through April 2025

		Clubs							Membership							Member Strength		Cancellation		Reports			Finance	Leadership			
District Name	Status/ Number of Months in Status *	Active Clubs	Clubs in Status Quo	Total Clubs	% Status Quo Clubs in Financial Suspension	New Clubs	Cancelled Clubs	YTD Net Club Gain/ Loss	Current Members In Active Clubs	Current Members In Status Quo Clubs	Current Total Members Count	YTD Add	YTD Drop	YTD NetGrowth (includes Active and Status Quo)	YTD NetGrowth% (includes Active and Status Quo)	Member Count 12 Months Ago	Average Member Count Per Club	% of Clubs with less than 20 members	Average Cancelled Club Age	Members Lost Due to Cancelled Clubs	% of Clubs Reporting Service	% No MMR in 3 Months	% No Officer Report in 12 months	% of Clubs with balance 90+ days	Number of Zone Chairs Recorded	Number of Region Chairs Recorded	District Officers Vacancies **
301A2	T(24)	98	0	98	0%	6	9	-3	3554	0	3554	640	485	155	4.56%	3,521	36	13%	25	212	89%	45%	3%	20%	31	13	
301A3		32	0	32	0%	0	1	-1	983	0	983	69	97	-28	-2.77%	1,018	31	28%	7	0	59%	75%	19%	28%	9	3	
301A4	T(19)	32	0	32	0%	0	0	0	1121	0	1121	92	82	10	0.90%	1,133	35	19%	0	0	41%	66%	0%	22%	16	8	
301 B1		46	0	46	0%	3	1	2	1402	0	1402	271	157	114	8.85%	1,252	30	33%	10	23	100%	37%	0%	11%	16	8	
301 B2		43	0	43	0%	3	2	1	1330	0	1330	283	176	107	8.75%	1,294	31	23%	8	30	56%	47%	2%	30%	13	6	
301 C		54	0	54	0%	6	2	4	1999	0	1999	597	187	410	25.80%	1,639	37	17%	4	36	96%	48%	0%	26%	11	4	
301D1		63	0	63	0%	6	2	4	1696	0	1696	352	229	123	7.82%	1,699	27	33%	1	90	57%	43%	0%	8%	15	7	
301D2		84	0	84	0%	2	15	-13	1898	0	1898	284	919	-635	-25.07%	2,833	23	45%	6	273	26%	67%	12%	29%	15	5	2nd VDG
301 E		76	0	76	0%	26	3	23	2577	0	2577	1019	423	596	30.09%	2,057	34	13%	42	29	49%	33%	0%	21%	28	1	
		528	0	528	0%	52	35	17	16560	0	16560	3607	2755	852	5.42%	16,446	31	25%	14	693	64%	49%	4%	21%	154	55	




District Health Assessment for Multiple District 308 through April 2025

District Name	Status/ Number of Months in Status *	Clubs							Membership							Member Strength		Cancellation		Reports			Finance		Leadership		
		Active Clubs	Clubs in Status Quo	Total Clubs	% Status Quo Clubs in Financial Suspension	New Clubs	Cancelled Clubs	YTD Net Club Gain/Loss	Current Members In Active Clubs	Current Members In Status Quo Clubs	Current Total Members Count	YTD Add	YTD Drop	YTD NetGrowth (includes Active and Status Quo)	YTD NetGrowth% (includes Active and Status Quo)	Member Count 12 Months Ago	Average Member Count Per Club	% of Clubs with less than 20 members	Average Cancelled Club Age	Members Lost Due to Cancelled Clubs	% of Clubs Reporting Service	% No MMR in 3 Months	% No Officer Report in 12 months	% of Clubs with balance 90+ days	Number of Zone Chairs Recorded	Number of Region Chairs Recorded	District Officers Vacancies **
308 A2		97	0	97	0%	2	1	1	2811	0	2811	356	113	243	9.46%	2,693	29	26%	33	6	81%	33%	0%	3%	20	8	
308 B1		70	0	70	0%	1	3	-2	2058	0	2058	281	153	128	6.63%	2,081	29	26%	4	33	87%	37%	0%	4%	15	6	
308 B2		133	0	133	0%	2	4	-2	3946	0	3946	472	310	162	4.28%	4,102	30	39%	3	69	83%	56%	1%	11%	26	9	
308 B3		67	0	67	0%	4	0	4	2399	0	2399	403	109	294	13.97%	2,203	36	15%	0	0	100%	18%	1%	3%	16	7	
		367	0	367	0%	9	8	1	11214	0	11214	1512	685	827	7.96%	11,079	31	29%	7	108	86%	40%	1%	6%	77	30	




District Health Assessment for Multiple District 310 through April 2025

		Clubs							Membership							Member Strength		Cancellation		Reports			Finance	Leadership			
District Name	Status/ Number of Months in Status *	Active Clubs	Clubs in Status Quo	Total Clubs	% Status Quo Clubs in Financial Suspension	New Clubs	Cancelled Clubs	YTD Net Club Gain/ Loss	Current Members In Active Clubs	Current Members In Status Quo Clubs	Current Total Members Count	YTD Add	YTD Drop	YTD NetGrowth (includes Active and Status Quo)	YTD NetGrowth% (includes Active and Status Quo)	Member Count 12 Months Ago	Average Member Count Per Club	% of Clubs with less than 20 members	Average Cancelled Club Age	Members Lost Due to Cancelled Clubs	% of Clubs Reporting Service	% No MMR in 3 Months	% No Officer Report in 12 months	% of Clubs with balance 90+ days	Number of Zone Chairs Recorded	Number of Region Chairs Recorded	District Officers Vacancies **
310 A1	T(24)	47	0	47	0%	1	0	1	759	0	759	110	119	-9	-1.17%	778	16	64%	0	0	47%	72%	9%	13%	10	4	
310 A2	T(23)	42	0	42	0%	2	3	-1	1180	0	1180	190	129	61	5.45%	1,130	28	38%	4	18	98%	48%	0%	0%	0	0	
310 B		40	0	40	0%	1	0	1	1270	0	1270	160	72	88	7.45%	1,241	32	20%	0	0	53%	35%	5%	0%	9	3	
310 C	T(24)	42	0	42	0%	0	1	-1	1142	0	1142	105	100	5	0.44%	1,168	27	40%	9	12	88%	64%	0%	0%	9	0	GMT,GST
310 D		71	0	71	0%	2	1	1	1466	0	1466	191	128	63	4.49%	1,394	21	48%	3	0	13%	79%	1%	1%	16	8	
310 E		66	0	66	0%	3	0	3	1279	0	1279	201	144	57	4.66%	1,317	19	56%	0	0	26%	80%	0%	5%	14	7	
		308	0	308	0%	9	5	4	7096	0	7096	957	692	265	3.88%	7,028	23	46%	5	30	48%	66%	2%	3%	58	22	




District Health Assessment for District 204 through April 2025

		Clubs							Membership							Member Strength		Cancellation		Reports			Finance	Leadership			
District Name	Status/ Number of Months in Status *	Active Clubs	Clubs in Status Quo	Total Clubs	% Status Quo in Financial Suspension	New Clubs	Cancelled Clubs	YTD Net Club Gain/Loss	Current Members In Active Clubs	Current Members In Status Quo Clubs	Current Total Members Count	YTD Add	YTD Drop	YTD NetGrowth (includes Active and Status Quo)	YTD NetGrowth% (includes Active and Status Quo)	Member Count 12 Months Ago	Average Member Count Per Club	% of Clubs with less than 20 members	Average Cancelled Club Age	Members Lost Due to Cancelled Clubs	% of Clubs Reporting Service	% No MMR in 3 Months	% No Officer Report in 12 months	% of Clubs with balance 90+ days	Number of Zone Chairs Recorded	Number of Region Chairs Recorded	District Officers Vacancies **
204	P	39	0	39	0%	7	0	7	1306	0	1306	351	158	193	17.34%	1,131	33	18%	0	0	87%	21%	0%	13%	9	3	
		39	0	39	0%	7	0	7	1306	0	1306	351	158	193	17.34%	1,131	33	18%	0	0	87%	21%	0%	13%	9	3	




District Health Assessment for District 309 through April 2025

		Clubs							Membership							Member Strength		Cancellation		Reports			Finance	Leadership			
District Name	Status/ Number of Months in Status *	Active Clubs	Clubs in Status Quo	Total Clubs	% Status Quo Clubs in Financial Suspension	New Clubs	Cancelled Clubs	YTD Net Club Gain/Loss	Current Members In Active Clubs	Current Members In Status Quo Clubs	Current Total Members Count	YTD Add	YTD Drop	YTD NetGrowth (includes Active and Status Quo)	YTD NetGrowth% (includes Active and Status Quo)	Member Count 12 Months Ago	Average Member Count Per Club	% of Clubs with less than 20 members	Average Cancelled Club Age	Members Lost Due to Cancelled Clubs	% of Clubs Reporting Service	% No MMR in 3 Months	% No Officer Report in 12 months	% of Clubs with balance 90+ days	Number of Zone Chairs Recorded	Number of Region Chairs Recorded	District Officers Vacancies **
309		108	0	108	0%	3	3	0	3459	0	3459	551	315	236	7.32%	3,468	32	41%	3	32	53%	55%	5%	3%	27	9	
		108	0	108	0%	3	3	0	3459	0	3459	551	315	236	7.32%	3,468	32	41%	3	32	53%	55%	5%	3%	27	9	



District Health Assessment for Ident 5843 - CAMBODIA,KINGDOM OF - UND through April 2025

 Status/ District Name of Months in Status *		Clubs							Membership							Member Strength		Cancellation		Reports			Finance	Leadership		
		Active Clubs	Clubs in Status Quo	Total Clubs	% Status Quo in Financial Suspension	New Clubs	Cancelled Clubs	YTD Net Club Gain/ Loss	Current Members In Active Clubs	Current Members In Status Quo Clubs	Current Total Members Count	YTD Add	YTD Drop	YTD NetGrowth (includes Active and Status Quo)	YTD NetGrowth% (includes Active and Status Quo)	Member Count 12 Months Ago	Average Member Count Per Club	% of Clubs with less than 20 members	Average Cancelled Club Age	Members Lost Due to Cancelled Clubs	% of Clubs Reporting Service	% No MMR in 3 Months	% No Officer Report in 12 months	% of Clubs with balance 90+ days	Number of Zone Chairs Recorded	Number of Region Chairs Recorded
Ident 5843 - CAMBODIA,KING DOM OF		3	0	3	0%	0	0	59	0	59	29	38	-9	-13.24%	60	20	67%	0	0	33%	67%	0%	33%	0	0	
		3	0	3	0%	0	0	59	0	59	29	38	-9	-13.24%	60	20	67%	0	0	33%	67%	0%	33%	0	0	



District Health Assessment for Ident 5845 - REP OF THE UNION OF MYANMAR - UND through April 2025

Status/ District Name of Months in Status *		Clubs							Membership							Member Strength		Cancellation		Reports			Finance	Leadership			
		Active Clubs	Clubs in Status Quo	Total Clubs	% Status Quo in Financial Suspension	New Clubs	Cancelled Clubs	YTD Net Club Gain/ Loss	Current Members In Active Clubs	Current Members In Status Quo Clubs	Current Total Members Count	YTD Add	YTD Drop	YTD NetGrowth (includes Active and Status Quo)	YTD NetGrowth% (includes Active and Status Quo)	Member Count 12 Months Ago	Average Member Count Per Club	% of Clubs with less than 20 members	Average Cancelled Club Age	Members Lost Due to Cancelled Clubs	% of Clubs Reporting Service	% No MMR in 3 Months	% No Officer Report in 12 months	% of Clubs with balance 90+ days	Number of Zone Chairs Recorded	Number of Region Chairs Recorded	District Officers Vacancies **
Ident 5845 - REP OF THE UNION OF MYANMAR		1	0	1	0%	0	1	-1	20	0	20	0	20	-20	-50.00%	40	20	0%	6	20	0%	100%	0%	100%	0	0	
		1	0	1	0%	0	1	-1	20	0	20	0	20	-20	-50.00%	40	20	0%	6	20	0%	100%	0%	100%	0	0	

* - District Status: P - Provisional, T - Transitional.
** - District Officers Vacancies: DG - District Governor, 1st VDG - First Vice District Governor, 2nd VDG - Second Vice District Governor.